

**OHIO
GROWTH**



Revenue Growth vs. National

5.4%

OHIO MIDDLE MARKET GROWTH OVER THE PAST 12 MONTHS

7.2%

Past 12 Months National

4.0%

OHIO MIDDLE MARKET GROWTH OVER THE NEXT 12 MONTHS

6.0%

Next 12 Months National

Employment Growth

3.1%

OHIO MIDDLE MARKET GROWTH OVER THE PAST 12 MONTHS

5.0%

Past 12 Months National

2.0%

OHIO MIDDLE MARKET GROWTH OVER THE NEXT 12 MONTHS

4.0%

Next 12 Months National

Ohio Companies less confident than their national peers.



GLOBAL ECONOMY

19%



NATIONAL ECONOMY

46%



LOCAL ECONOMY

71%

VS. NATIONAL MIDDLE MARKET

53%

73%

81%

Capital investment plans slow

Middle market companies in Ohio are less likely to invest compared to their national peers

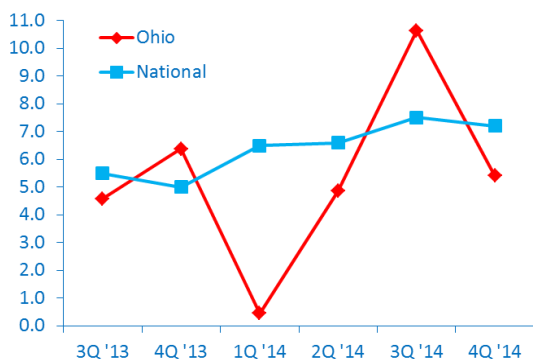


FOR MORE INFORMATION VISIT
MIDDLEMARKETCENTER.ORG

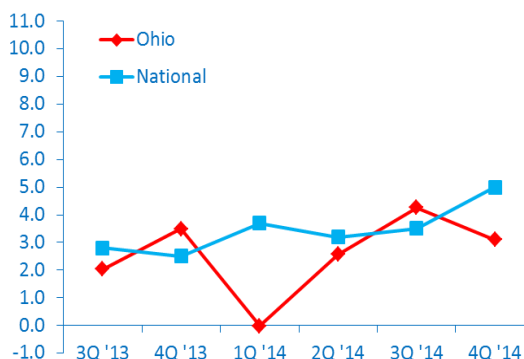


OHIO GROWTH VS. NATIONAL

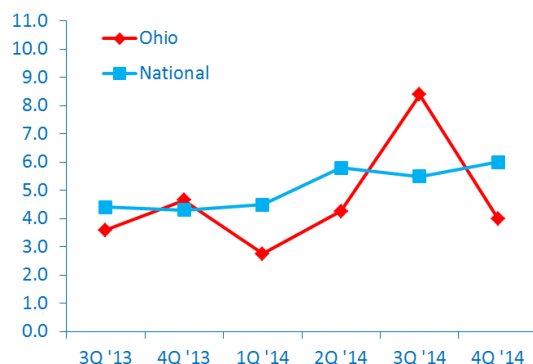
Revenue Growth past 12 months



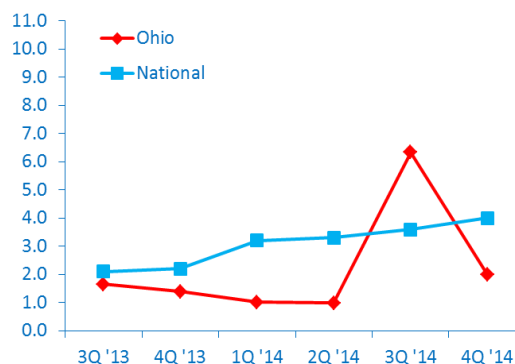
Employment Growth past 12 months



Revenue Growth next 12 months



Employment Growth next 12 months



FOR MORE INFORMATION VISIT
MIDDLEMARKETCENTER.ORG



NATIONAL CENTER FOR
THE MIDDLE MARKET

In Collaboration With



MEET OHIO'S MIGHTY MIDDLE MARKET

Ohio's Middle Market Defined

ANNUAL REVENUE

\$10MM—\$1B



MORE THAN

5,400

BUSINESSES



MORE THAN

\$220B

IN ANNUAL REVENUE



REPRESENTS

0.8%

OF ALL OHIO
COMPANIES



EMPLOYS

28%

OF THE OHIO
WORKFORCE



GENERATES

19%

OF ALL OHIO
BUSINESS REVENUE



Diverse



CONSTRUCTION
7.0%



HEALTHCARE
7.0%



RETAIL
11.0%




WHOLESALE
12.0%



FINANCE, INSURANCE,
REAL ESTATE
6.0%



BUSINESS SERVICES
27.0%



MANUFACTURING
24.0%



TRANSPORTATION,
COMMUNICATION,
UTILITIES
4.0%